

# WINTER Sequence Stories



First



Next



Then



Last



One cold winter day Ryan built a snowman. First he rolled a big ball of snow. Next Ryan put 2 more balls on the big snowball. Then he added coal for eyes, a carrot nose, a mouth, and one black button. Last Ryan

I like to play

Did you: ☒ use capital letters ☒ use punctuation marks (, ? !)  
☒ use spacing and spelling? ☒ reread your story "bo"

Building a  
Snowman

First  
Next  
Then  
Last or Finally

winter  
snowman  
ball  
roll  
snow

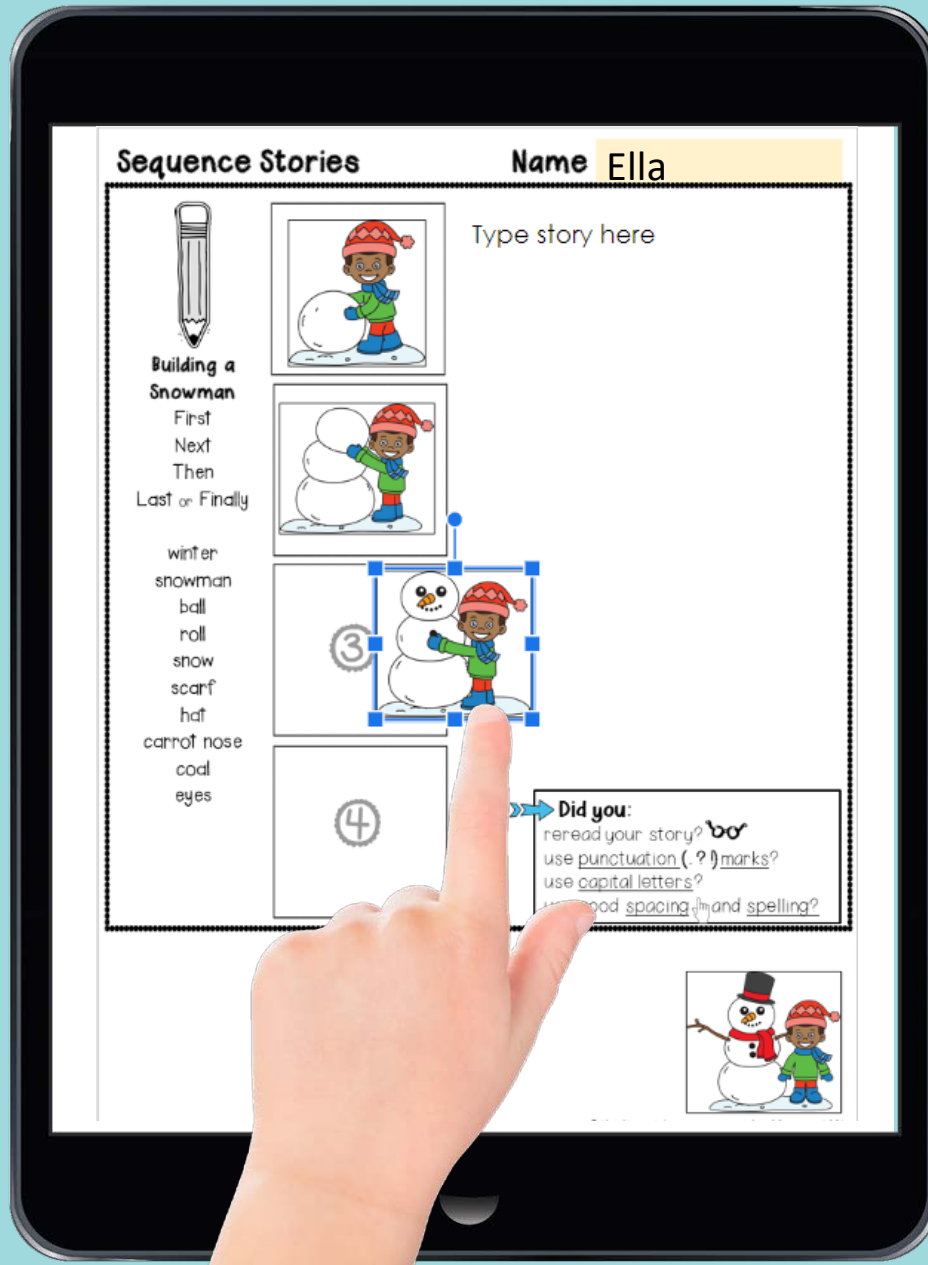


**DIGITAL  
and  
PRINTABLE**



© Created By: Christina Winter

# DIGITAL or PRINTABLE



USE on  
iPad  
or  
DESKTOP  
in  
GOOGLE  
SLIDES

# WAYS TO USE PRINTABLES

Order  
color  
picture  
cards  
and use  
word  
bank to  
write!



One cold winter day Ryan built a snowman. First he rolled a big ball of snow. Next Ryan put 2 more balls on the big snowball. Then he added coal for eyes, a carrot nose, a mouth, and one black button. Last Ryan

I like to play

Did you: ☒ use capital letters ☒ use punctuation marks (. ? !)  
☒ use spacing and spelling? ☒ reread your story

Building a  
Snowman

First  
Next  
Then  
Last or Finally

winter  
snowman  
ball  
roll  
snow  
scarf  
hat  
carrot nose  
coal

Cut,  
order  
black &  
white  
picture  
cards,  
paste  
and use  
word  
bank to  
write!

Sequence Stories

Name Ella



Building a  
Snowman

First  
Next  
Then  
Last or Finally

winter  
snowman  
ball  
roll  
snow  
scarf  
hat  
carrot nose  
coal



One cold winter day Ryan built a snowman. First he rolled a big ball of snow. Next Ryan put 2 more balls on the big snowball. Then he added coal for eyes, a

# MORE WAYS TO USE

Students order pictures and practice  
**oral language skills** by orally  
telling the story



## Making a Snowman

First



Next



Then





Last





# 6 sets of color picture cards & story word banks to order & write!



Making Cookies

First  
Next  
Then  
Last or Finally

cookies  
gingerbread  
ingredients  
milk











The Candle

First  
Next  
Then  
Last or Finally






Then  
Last or Finally

winter  
snowman  
ball  
roll  
snow  
scarf  
hat  
carrot  
nose  
coal  
eyes






decorating a Tree

First  
Next  
Then  
Last or Finally

Christmas  
holiday  
decorations  
Tree  
lights  
ornaments  
star  
tradition






Making a Toy

First  
Next  
Then  
Last or Finally


Toy  
rocking horse  
paint  
build  
hammer  
glue  
elf  
gift  
present

# 6 sets of black & white prompts to cut, order, paste, and write!

## NO PREP!

### Word Bank

**Sequence Stories** Name \_\_\_\_\_

 Building a Snowman  
First  
Next  
Then  
Last or Finally






1

2


3

4

winter  
snowman  
ball  
roll  
snow  
scarf  
hat  
carrot nose  
coal  
eyes

©Christina Winter 2015

 Making a Toy  
First  
Next  
Then  
Last or Finally






1

2






3

4

toy  
rocking horse  
paint  
build  
hammer  
glue  
elf  
gift  
present


    

©Christina Winter 2015

©Christina Winter 2015

**Sequence Stories** Name \_\_\_\_\_

 Decorating a Tree  
First  
Next  
Then  
Last or Finally






1

2

3

4

Christmas  
holiday  
decorations  
tree  
lights  
ornaments  
star  
tradition

©Christina Winter 2015

# Writing Support Tools



## Good Writers...

- ☐ use capital letters
- ☐ use punctuation marks ( ? ! )
- ☐ use spacing and spelling
- ☐ reread their story

I like to play.



## Good Writers...

- ☐ use capital letters
- ☐ use punctuation marks ( ? ! )
- ☐ use spacing and spelling
- ☐ reread their story

I like to play.



## Good Writers...

- ☐ use capital letters
- ☐ use punctuation marks ( ? ! )
- ☐ use spacing and spelling
- ☐ reread their story


I like to play.



## Good Writers...

- ☐ use capital letters
- ☐ use punctuation marks ( ? ! )
- ☐ use spacing and spelling
- ☐ reread their story

I like to play.



## Good Writers...

I like to play.

- ☐ use capital letters
- ☐ use punctuation marks ( ? ! )
- ☐ use spacing and spelling
- ☐ reread their story

©Orinda Winter 2016

## Sight Words

<b>A</b> a about after again all am an and any are around as ask at	<b>D</b> did do does don't down	<b>I</b> I if in into it is its jump just	<b>N</b> no not now	<b>O</b> of on one only or other out over	<b>T</b> take time to too two	<b>W</b> was want way we went were will with would
<b>B</b> be been big blue but by	<b>E</b> each every	<b>F</b> find first for four from	<b>J</b> jump just	<b>K</b> know	<b>L</b> like little long look	<b>U</b> up use
<b>C</b> called came can come could	<b>G</b> get good green	<b>H</b> had has have her here him his how	<b>M</b> made make many may me more most my	<b>P</b> people pretty put	<b>R</b> red ride right	<b>Y</b> yes you your
				<b>S</b> said see so some	<b>V</b> very	
				<b>Sh</b> she		

©Orinda Winter



## I like to play.

- Did you: ☐ use capital letters ☐ use punctuation marks ( ? ! )  
☐ use spacing and spelling? ☐ reread your story

©Orinda Winter 2016