

# Science of Reading Aligned

# PHONICS ACTIVITIES

R-Controlled  
Edition



**Name:** Brian **r-controlled: ar**

Finish the r-controlled vowel words below. Then cut out and paste the word to match each picture.

**Name:** Brian **r-controlled: ar**

Write the missing letters to match each picture.






**Name:** Brian **r-controlled: ar**

Tap the phonemes for each word, then read the word.

cart	jar	farm	yard
far	card	bark	car

fold here

Say the picture name, map the word, then read the word.

1.  c ar	2.  b ar n	3.  c ar d
4.  y ar d	5.  c ar d	6.  j ar
7.  p ar t	8.  t ar	9.  h ar

**84**  
**PAGES OF STUDENT ACTIVITIES**

**Digital and Printable**

# INCLUDED IN THIS RESOURCE:



54

SCIENCE OF READING ALLIGNED  
**STUDENT PRINTABLES**

30

**INTERACTIVE DIGITAL ACTIVITIES**

NO PREP!









PRELOADED INTO **GOOGLE SLIDES & SEESAW**

**DOWNLOAD THE FULL PREVIEW TO SEE MORE!**

# STUDENT PRINTABLES

**Name:** \_\_\_\_\_ **r-controlled: ar**

Trace the word. Then cut out and paste the word to match each picture.

©2009 by Linda Ward Beech

scar	yard	smart	st
char	bank	harp	fi

n

©The McGraw-Hill Companies, Inc.










**Name:** \_\_\_\_\_ **r-controlled: a**

 Tap the phonemes for each word, then read the word.

c <u>a</u> r <u>t</u>	j <u>a</u> r	f <u>a</u> r <u>m</u>	y <u>a</u> r <u>d</u>
f <u>a</u> r	c <u>a</u> r <u>d</u>	b <u>a</u> r <u>k</u>	

**Name:** \_\_\_\_\_  
Say each word and write it.









**Fast facts:** Say the picture name, map the word, then read the word.

1. 	2. 	3. 
4. 	5. 	6. 
7. 	8. 	9. 

©2009 by Linda Ward Beech

Name: \_\_\_\_\_ r-controlled: ar








Say each picture in the box and circle the correct spelling. Then write the word.

	<div>scr f</div> <div>scarf</div>		<div>far</div> <div>fr</div>
	<div>park</div> <div>prk</div>		<div>str</div> <div>star</div>
	<div>cr</div> <div>car</div>		<div>cart</div> <div>crt</div>
	<div>barn</div> <div>brn</div>		<div>smrt</div> <div>smart</div>

*©Curriculum Builders - May - Writing - Stars 2015*









**Name:** \_\_\_\_\_ **1-101**

Write the missing letters to match each picture.

 <div style="border: 1px solid black; padding: 5px; display: flex; justify-content: space-around;"> <span>s</span> <span>c</span> <span style="width: 30px; height: 30px; background-color: black;"></span> <span>f</span> </div>	 <div style="border: 1px solid black; padding: 5px; display: flex; justify-content: space-around;"> <span>s</span> <span>t</span> <span style="width: 30px; height: 30px; background-color: black;"></span> </div>
 <div style="border: 1px solid black; padding: 5px; display: flex; justify-content: space-around;"> <span>c</span> <span style="width: 30px; height: 30px; background-color: black;"></span> <span>d</span> </div>	 <div style="border: 1px solid black; padding: 5px; display: flex; justify-content: space-around;"> <span>c</span> <span style="width: 30px; height: 30px; background-color: black;"></span> </div>
 <div style="border: 1px solid black; padding: 5px; display: flex; justify-content: space-around;"> <span>c</span> <span style="width: 30px; height: 30px; background-color: black;"></span> </div>	 <div style="border: 1px solid black; padding: 5px; display: flex; justify-content: space-around;"> <span>t</span> <span style="width: 30px; height: 30px; background-color: black;"></span> <span>t</span> </div>
 <div style="border: 1px solid black; padding: 5px; display: flex; justify-content: space-around;"> <span>y</span> <span style="width: 30px; height: 30px; background-color: black;"></span> <span>n</span> </div>	<div style="border: 1px solid black; padding: 5px;"> <div style="border: 1px solid black; padding: 5px; display: flex; justify-content: space-between;"> <span>SOO</span> <span>...</span> </div> <div style="border: 1px solid black; padding: 5px; display: flex; justify-content: space-between;"> <span>cho</span> <span>...</span> </div> </div>

**Name:** \_\_\_\_\_ **r-contr**

Finish the r-controlled vowel words below. Then cut out the words and glue them in the boxes.

Write the words in the boxes.

sc	y	d	sm	t	st
ch	t	b	k	h	p
f	m				



## q Printables for every Phonics Skill














































**Name:** \_\_\_\_\_ **r-controlled: ar**

Read the words and color the star. Then write the words in ABC order below.

a b c d e f g h i j k l m n o p q r s t u v w x y z			
dark ☆		harp ☆	
		tart ☆	
chart ☆		park ☆	
		farm ☆	
yard ☆		bark ☆	
market ☆		shark ☆	







Name: \_\_\_\_\_ r-controlled: an

Use the secret code to enter the words.		
---	---	---

Use the secret code to unlock the words.									
									
	a	b							
1.									
2.									
3.									
4.									
5.									
6.									
7.									
8.									







**Name:** \_\_\_\_\_ **r-controlled: a**

Write a sentence about each picture.

	The new _____ is green and blue.
	Leah saw a fin in the ocean.
	The _____ had a big red barn.
	Greg's cat likes to play with _____.
	Jack and Sue play cards at the _____.
	Maddy carved her name on the _____.

**Name:** \_\_\_\_\_ **r-controlled: ar**

Write a sentence about each picture.

# 30 INTERACTIVE DIGITAL SLIDES



**r controlled: ar**






Write the missing letters to match each picture.

	c _ d		s _ t _
	b _ k		h _ p
	c _ t		_ _ _
	f _ m		_ _ _

**r controlled: ar**

Say the picture and write each word.

Then slide the blue box to check your answer!

1. 	dark
2. 	bark
3. 	card
4. 	far
5. 	star
	yarn
	chart
	artist

**r controlled: ar**

Drag the word to match each picture.

	park		dark
	far		jar
			
			

yard car  
shark chart

**r controlled: ar**

Read the tiles of long vowels.

Then drag them in ABC order.

abcdefghijklmnopqrstuvwxyz

1.		6.	
2.		7.	
3.		8.	
4.		9.	
5.		10.	

**r controlled: ar**

Write the missing letters to match each picture.

	car _		bn _
	ar _		dar _
	fr _		dar _
	hear _		par _
	hear _		par _
	hear _		par _

No PREP!  
Pre-loaded  
in **GOOGLE**  
& **SEESAW**

**6** Activities  
for every  
Phonics Skill

# PHONICS SKILLS IN THIS RESOURCE

## R-Controlled Vowel Printables Clickable Links

[r-controlled: ar](#)

[r-controlled: er](#)

[r-controlled: ir](#)

[r-controlled: ur](#)

[r-controlled: or, ore](#)

[review: r-controlled vowels](#)

