

INFORMATIVE WRITING

GRAPHIC ORGANIZERS • PROMPTS • CENTERS

Kindergarten

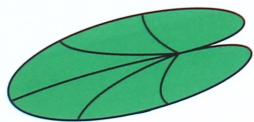
All About Frogs Vocabulary



tadpole



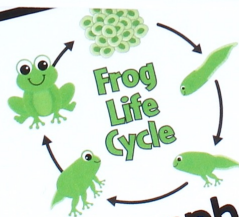

jump



lily pad

All About Frogs ①

By: Christina



metamorphosis

Christina Winter - mrswinterables.com 2020



SEASONAL VOCABULARY WRITING CENTER ACTIVITY

Name: _____
In Fall, I see...

1. _____
2. _____
3. _____

Name: _____
Arctic Animals

1. _____
2. _____
3. _____








Name: _____
Baby Animals and their Mothers

1. _____
2. _____
3. _____




Name: _____
Clothes I Wear in Summer

1. _____
2. _____
3. _____








**In Fall, I See
Vocabulary**

		
Pumpkins	Apples	Falling
		
Flowers blooming	Acorns	
		
Hot Weather	4th of July Fireworks	

**Arctic Animals
Vocabulary**

		
Polar Bear	Penguin	Shark
		
Seal	Snowshoe Hare	Arctic Fox
		
Snake	Snowy Owl	Cow

**Baby Animals and their Mothers
Vocabulary**

		
Chick and Chicken	Sheep and Lamb	Cow and Bird
		
Cub and Lion	Horse and Fish	
		
Cat and Whale	Rabbit and Rabbit Kit	

**Clothes I Wear in Summer
Vocabulary**


		
Coat	Flip Flops	Sunglasses
		
Shorts	Scarf	Snow Boots
		
Short Sleeves	Swimsuit	T-shirt

12 LIST WRITING CENTERS

16 SEASONAL ALL ABOUT WRITING BOOKS

VOCABULARY IDEAS

All About Oceans Vocabulary



Shark



Fish



Swim



Go Fishing



Octopus




Jellyfish

© Christina Wirtler - mrswinterbliss.com 2020

All About Oceans ①

By: _____



A _____ can
live in the ocean

People can
at the ocean

TRACEABLE SENTENCE STEMS

_____ are filled with _____

TEACHER RESOURCES

For the Teacher

Tips on using this resource:

Mini-lessons

This mini-lesson is intended for a review of informative writing.

Read aloud a suggested mentor text to frontload student knowledge on a topic and complete the mini-lesson as a class or in small groups.

Literacy Centers

Set-up:

- Provide students with an array of nonfiction books that align with the provided seasonal writing prompts. Be sure to check with your school and public library for more free book resources! Use the provided seasonal Epic! book lists as needed. Any educator can create a free Epic! Account.
- Post the teaching posters & anchor chart at your writing center to set student expectations for their writing and provide reminders of what needs to be included in their writing.

All About Books:

- All About books are designed to be printed front to back.

- Print and center-ify
- Let students if they need
- Students writing to
- Students process: details by
- A generic

For the Teacher

Unpacking Standard W.K

Standard

WK2 Use a combination of drawing, dictating, and writing to craft informative/explanatory texts in which they name what they are writing about and supply some information about the topic.

Big Ideas

Informative/explanatory writing names a topic and explains it by providing information.

Good writers state their topic and give the reader information. They include pictures that match their words.

Teacher Question Examples

- What are you drawing or writing about?
- What two or three things do you most want your reader to know?
- What pictures will you draw to match your words?
- Can you add more details to your picture?

Concepts/

- Nonfiction
- Informative
- Topic
- Facts

I Can State

I can choose a topic about.

I can tell the reader about my topic.

I can draw a picture to match the words I wrote.

Informative Writing Mentor Texts and Resources



- Gail Gibbons
- Apples
 - Spiders
 - The Moon Book
 - The Pumpkin Book



- Nicola Davies
- One Tiny Turtle
 - Big Blue Whale
 - Bat Loves the Night
 - Surprising Sharks



- Diana Aston
- An Egg is Quiet
 - A Beetle is Shy
 - A Seed is Sleepy
 - A Rock is Lively



- Jim Arnosky
- Slither and Crawl
 - Frozen Wild
 - Beachcombing: exploring the seashore

Internet Resources

Free

- Epic
- BrainPop Jr. (some videos)

Paid Subscriptions

- PebbleGo
- BrainPop Jr.

Epic Book Lists

After creating a FREE Epic educator account, check out these lists of suggested books to use with each season of writing prompts.

[Fall Book List](#)
[Winter Book List](#)
[Spring Book List](#)
[Summer Book List](#)

All About Writing Mini-Lesson

Learning Objectives:

By the end of this lesson, students will be able to:

- Describe informative writing and the author's purpose.
- Identify the topic, and facts of an informative writing piece.

Understand how to add more details to their writing by drawing pictures.

Materials Needed:

- Teaching Posters
- Mentor Text
- Chart Paper and Markers for shared writing
- Parts of Informative Writing Anchor Chart

Before Lesson

Various nonfiction text from your classroom library that have a clear topic.

Part 1 What is Informative Writing?

Writing Mini-Lesson (continued)

Writing a Topic

Read mentor text, such as Bats by Gail Gibbons, to frontload knowledge of a topic and demonstrate how authors use

writing to record facts about the topic as you read the mentor

text. Ask students if there are any more facts to add to your anchor

chart. Remind students that FACTS can be proven true, unlike OPINIONS. Use teaching posters to clarify vs. opinion if needed.

Writing to Write

Share the anchor chart you created while reading your mentor text to the class. Have students read about the topic on chart paper.

Have students complete reread with students. Add a drawing with details to the anchor chart. Information (example: a bat flying at night and eating

insects). Informative Writing anchor chart labels, allow students to label the anchor chart drawing.

Part 4 Model All About Books

Show students an All About Book template and model how to complete their All About writing. Show students the vocabulary page and explain how to use this to aid their thinking.

Complete one or two All About writing books as a whole group or in small groups before introducing as a literacy center.




TEACHER NOTES, LESSON, MENTOR TEXTS, ONLINE RESOURCES

TEACHING RESOURCES

Blank template for a writing structure with a central box and three sub-boxes labeled **can**, **have**, and **are**.

Blank template for a writing structure with a central box and three sub-boxes labeled **can**, **have**, and **are**.

Parts of Informative Writing

Drawing → 

Topic Sentence → This is a bat. A bat eats insects. A can fly all night and sleep all day. Bats have small bodies are really

Facts →

Informative/Explanatory Writing

Informative text - Informs about a topic.



Non-Fiction Text

Non-fiction text teach, explain and inform about **real** things.



What is an Opinion?

An opinion is a person's thoughts, feelings, or beliefs about something.



"Bats are scary!"

What is a Fact?

A fact is something that can be proven true.



"A bat has wings and can fly."