


# INFORMATIVE writing

## GRAPHIC ORGANIZERS WRITING PROMPTS • CENTERS

INFORMATIONAL WRITING

Name Ella

EXPLAIN WHAT YOU KNOW ABOUT PENGUINS.



Penguins are interesting birds.  
They eat fish and other  
sealife they catch underwater.  
Penguins spend half their  
time in water, half on land.  
They cannot fly because  
penguins have flippers  
of wings. Penguins are

**DIGITAL  
and  
PRINTABLE**



Created by: ©Christina Winter

# DIGITAL & PRINTABLE

## INFORMATIONAL WRITING

Name Ella

### EXPLAIN HOW TO GROW A PUMPKIN.



#### WORD BANK IDEAS

see  
soil  
sun  
water  
sprout  
harvest

Do you know how to grow a pumpkin? I can tell you how. First, plant pumpkin seeds in the rich soil and water it everyday. Soon a sprout will start to grow. Keep watering the sprout. As the pumpkin plant grows bigger it will sprout a flower. The flower is where a tiny green pumpkin will start to grow. Keep watering the plant and the pumpkin will grow bigger and turn orange. Soon the pumpkin will be huge and ready to be picked! This is how a pumpkin grows.

✓ SELF  
CHECK:

- ✓ USE CAPITAL LETTERS
- ✓ USE PUNCTUATION MARKS ( . ? ! )
- ✓ USE SPACING AND SPELLING

- ✓ TOPIC SENTENCE
- ✓ 3 FACTS
- ✓ CLOSING SENTENCE













©Christina Winter - mrswinterableness.com 2020

**USE ON  
COMPUTERS  
OR TABLETS  
IN GOOGLE  
SLIDES**

# ROLL A TOPIC

## WRITING CENTER ACTIVITIES

### ROLL A TOPIC

©Christina Wirtz - mrswinterbliss.com 2020

INCLUDES BOTH  
COLOR &  
BLACK/WHITE



#### ROLL A TOPIC - APPLES



#### ROLL A TOPIC - AUTUMN LEAVES



#### ROLL A TOPIC - TURKEY



#### ROLL A TOPIC - OWLS



#### ROLL A TOPIC - SPIDERS

☐ What kind of animal is a spider?

☐ What is a spider's favorite food?

☐ Where do spiders live?

☐ How do spiders move?

☐ What is a spider's life cycle?



#### ROLL A TOPIC - PUMPKINS

☐ Is a pumpkin a fruit or a vegetable?

☐ What can you create with a pumpkin?

☐ Where do pumpkins grow?

☐ What colors can pumpkins be?

☐ What is one fact about a pumpkin's life cycle?





# TEACHER RESOURCES

## For the Teacher

### Tips on using this resource:

#### Mini-lesson

This mini-lesson is intended for a review of informative writing. Read aloud a suggested mentor text to frontload student knowledge on a topic and complete the mini-lesson as a class or in small groups.

#### Graphic Organizers & Printables

**Bubble Map:** Students can use this organizer to brainstorm/research facts and record them.

**Planning My Writing:** Students can use this organizer to plan out the three parts to their informative writing: topic sentence, facts and closing sentence.

**Generic Publishing Paper:** Students can use this publishing paper to create a final draft for an informative writing topic of their choosing.

#### Literacy Centers

##### Set-up:

- Provide students with an array of nonfiction books that align with the provided seasonal writing prompts and roll a topic options. Be sure to check with your school and public library for more free books/resources. Use the provided seasonal Epic book lists as needed. An educator can create a free Epic Account.
- Post the informative writing rubric, teaching posters & anchor chart at your writing center to set student expectations for their writing and provide reminders of what needs to be in their writing.

##### Writing Prompts:

- Let students know the word bank is there to help them brainstorm and spell if they need they don't have to use all the words in their writing!
- Students can use provided drawing area to add pictures to their writing to provide more information.
- Students can independently work through the three steps of the informative writing process: gathering facts about their topic, planning and publishing their writing.

##### Roll-a-Topic & Task Cards:

- Post seasonal Roll-a-Topic poster and provide dice (a printable one is included if you need). Students can use task cards to guide their thinking about the topic they roll.
- Alternatively, just use the roll-a-topic task cards and let students choose one. (Best if you don't have books or an information source for one of the topics).

©Christina Winter - smartboard

## For the Teacher

### Unpacking Standard W.12:

#### Standard

W.12 Write informative/explanatory texts in which they name a topic and supply facts about the topic, and provide some sense of closure.

#### Big Ideas

Informative/explanatory writing provides information about a topic and explains it by providing facts.

Good writers begin their writing with an introduction (topic sentence) and end with a closing statement.

#### Concepts/Vocabulary

- Informative
- Explanatory
- Topic
- Facts
- Closure

#### Teacher Question Examples

- How will you organize your writing?
- What do you know about your topic? What facts will you use in your writing?
- Can you add a picture to your writing?

#### I Can Statements

- I can choose a topic to write about.
- I can add pictures to my writing.

## Informative Writing Mentor Texts and Resources

**\*\*not required for lessons**




- Gail Gibbons
- Apples
  - Spiders
  - The Moon Book
  - The Pumpkin Book



- Nicola Davies
- One Tiny Turtle
  - Big Blue Whale
  - Bat Loves the Night
  - Surprising Sharks



- Diana Aston
- An Egg is Quiet
  - A Beetle is Shy
  - A Seed is Sleepy
  - A Rock is Lively



- Jim Arnosky
- Slither and Crawl
  - Frozen Wild
  - Beachcombing exploring the seashore

### Internet Resources

- | Free  | Paid Subscriptions  |
|---|---|
| <ul style="list-style-type: none"><li>• Epic</li><li>• BrainPop Jr. (some videos)</li></ul> | <ul style="list-style-type: none"><li>• PebbleGo</li><li>• BrainPop Jr.</li></ul> |

### Epic Book Lists

After creating a FREE Epic educator account, check out these lists of suggested books to use with each season of writing prompts.

[Fall Book List](#)

[Winter Book List](#)

[Spring Book List](#)

[Summer Book List](#)

©Christina Winter - smartboard 2020

## Informative Writing Lesson

### Learning Objectives:

By the end of this lesson, students will be able to:

- Describe the informative writing process: choose a topic, brainstorm facts, write
- Identify the topic, facts and closing sentence of an informative writing piece.

### Materials Needed:

- Teaching Posters
- Facts about my topic bubble map
- Planning my writing graphic organizer
- Chart Paper and Markers for shared writing
- Parts of Informative Writing Anchor Chart

### Before Lesson: Using a Mentor Text (optional)

Read aloud a suggested mentor text, such as Bats by Gail Gibbons, to frontload students with the knowledge of a topic and demonstrate how authors use informative writing.

### Part 1: Choosing a Topic and Brainstorming Facts

Use a teaching poster to explain to students that informative writing teaches readers facts about a specific topic. Choose a topic. The class can brainstorm topics or teacher can choose. If you read a mentor text, use the topic from the book. Use the Facts About My Topic bubble map. Ask students "What are FACTS we know about this topic?" Fill out bubble map with facts. Remind students that FACTS can be proven true, unlike OPINIONS. Use teaching posters to review fact vs. opinion if needed.



## Informative Writing Lesson (continued)

### Organizing Our Writing

From bubble map, complete the Planning My Writing organizer.

For all informative writing needs a topic sentence, facts and a closing sentence. Model filling out the Planning My Writing graphic organizer.

### Part 3: Ready to Write

Using the Planning My Writing graphic organizer, complete a shared writing about the topic on chart paper (or smartboard). When the writing is completed reread with students. Using the Parts of Informative Writing anchor chart labels, allow students to label the topic sentence, facts and closing sentence on the anchor chart (see example on next page).

# TEACHER NOTES, LESSON, MENTOR TEXTS, ONLINE RESOURCES

# TEACHING RESOURCES

## Parts of Informative Writing

Topic Sentence

Facts

Closing Sentence

Did you know that bats are the only mammals that can fly? A bat's wings have long arm bones with long finger bones. Bats can fly as fast as 15 miles per hour! After flying, a bat lands and flips upside down to hang by its claws. Bats are really mammals!

## What is a Fact?

something that can be proven true.



Bats have wings and can fly."

## What is an Opinion?

An opinion is a person's thoughts, feelings, or beliefs about something.



"Bats are scary!"

## Formative Writing Rubric

	☆☆☆	☆☆	☆
My reader can tell I am writing about my topic.	"Do you want to learn about bats?"	"My topic is bats."	No topic sentence.
I included 3 facts about my topic.	1, 2, 3 3 Facts	1, 2 2 Facts	1 1 or 0 Facts
I ended my writing with a closing sentence.	"That is why bats are amazing mammals!"	"That is the end of my story."	No closing sentence.
I used capital letters correctly.	Amy likes learning about bats from Australia.	amy likes learning about bats from australia.	AmY LIkes lEaRnInG abOUt bAts from auStrALIA.
I used punctuation marks correctly.	Did you know bats fly? Cool!	Did you know bats fly. Cool.	Did you know bats fly Cool
I corrected my writing.	Bats are my favorite animal.	Batsare my favoriteanimal.	Batsaremyfavori teanimal.

INFORMATIONAL WRITING

NAME: \_\_\_\_\_

## PLANNING MY WRITING

MY TOPIC: \_\_\_\_\_

TOPIC SENTENCE: \_\_\_\_\_

FACT 1: \_\_\_\_\_

FACT 2: \_\_\_\_\_

FACT 3: \_\_\_\_\_

CLOSING SENTENCE: \_\_\_\_\_

## FACTS ABOUT \_\_\_\_\_

Diagram showing a central box with arrows pointing to it from four surrounding boxes, indicating a central theme or topic.

INFORMATIONAL WRITING

Name: \_\_\_\_\_

WORD BANK  
TDFAS

## Good Informational Writers...

- ☐ use capital letters
- ☐ use punctuation marks ( ? ! )
- ☐ use spacing and spelling
- ☐ have a topic sentence


GRAPHIC ORGANIZERS  
& ANCHOR CHARTS



# 20 SEASONAL WRITING PROMPTS

INFORMATIONAL WRITING Name \_\_\_\_\_

EXPLAIN HOW TO BUILD A SNOWMAN.



WORD BANK  
IDEAS

- snowman
- snow
- carrot
- scarf
- coal
- top hat

SELF CHECK:

- ☐ USE CAPITAL LETTERS
- ☐ USE PUNCTUATION MARKS ( ? ! )
- ☐ USE SPACING AND SPELLING
- ☐ TOPIC SENTENCE
- ☐ 3 FACTS
- ☐ CLOSING SENTENCE

©Christina Writter - mrswinterbliss.com 2020

STORY VOCABULARY

SELF EDITING

INFORMATIONAL WRITING Name \_\_\_\_\_


EXPLAIN HOW TO BUILD A SANDCASTLE.

WORD BANK  
IDEAS

- bucket
- ocean
- sand

INFORMATIONAL WRITING Name \_\_\_\_\_

PICK ONE CLASSROOM RULE AND EXPLAIN WHY IT IS IMPORTANT.




WORD BANK  
IDEAS

- respect
- friend
- community
- rules

INFORMATIONAL WRITING Name \_\_\_\_\_

THINK OF YOUR FAVORITE OCEAN ANIMAL.  
EXPLAIN WHAT YOU KNOW ABOUT IT



WORD BANK  
IDEAS

- dolphin
- shark
- ocean
- walrus
- fish

SELF CHECK:

- ☐ USE CAPITAL LETTERS
- ☐ USE PUNCTUATION MARKS ( ? ! )
- ☐ USE SPACING AND SPELLING
- ☐ TOPIC SENTENCE
- ☐ 3 FACTS
- ☐ CLOSING SENTENCE

©Christina Writter - mrswinterbliss.com 2020

COLOR & BLACK/WHITE