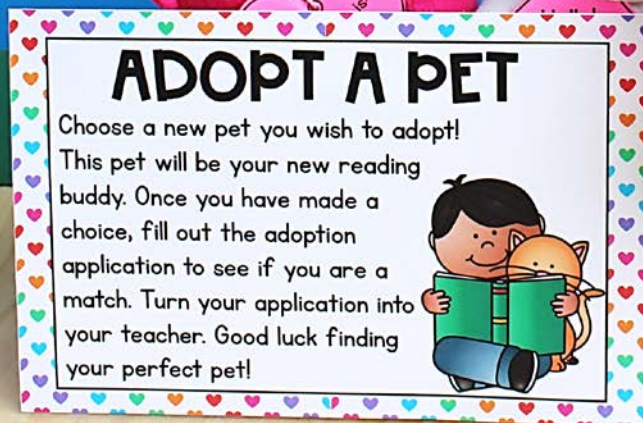


ADOPT A PET

... .. READING BUDDY KIT



Created By:
©Christina Winter



pet adoption application

READING BUDDY

What books do you like to read?

do you want to be your reading

your pet a boy or girl?


Its name? _____

to do your best to read daily to

OFFICIALS ONLY


I to be a reading buddy.

I to be a reading buddy.

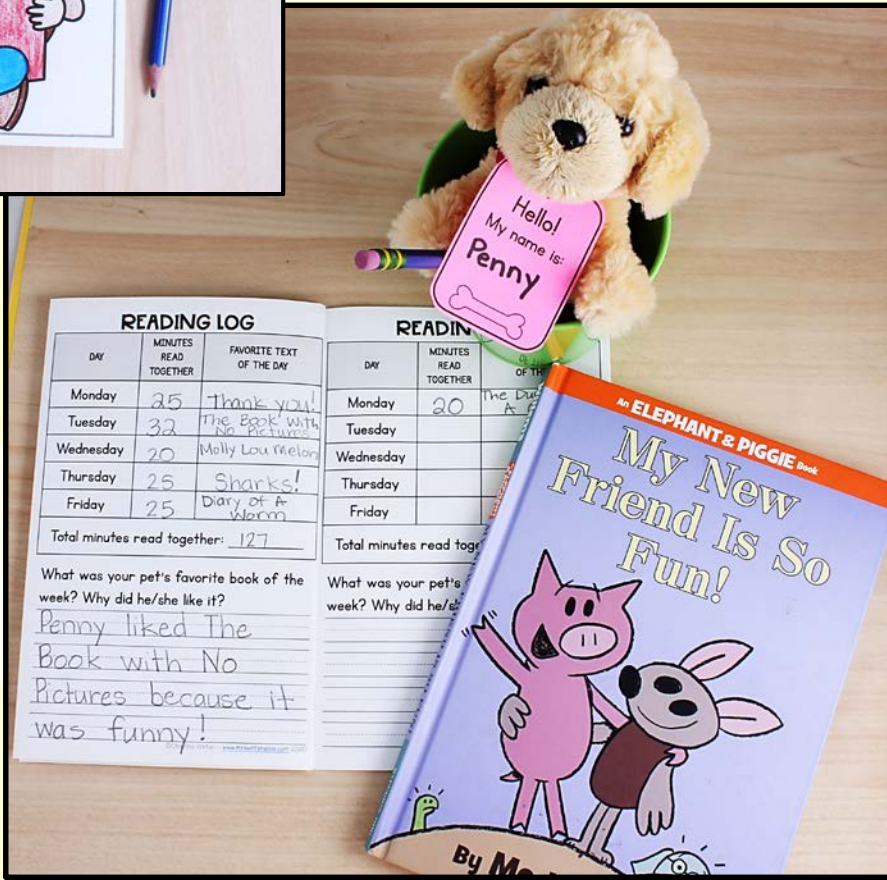


©Creative Teacher - www.creativeideasforall.com

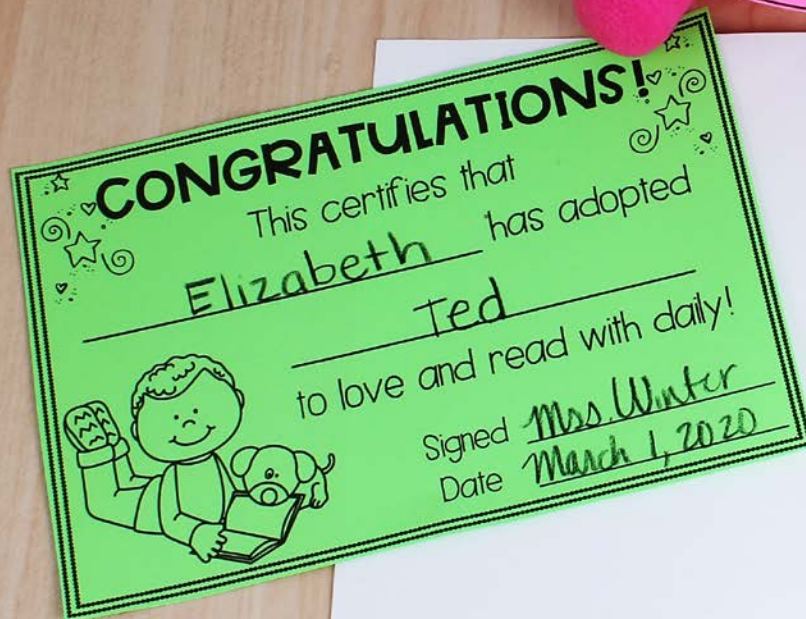
reading journal



weekly reading log



adoption certificate & editable letter to parents



Dear Families,

Your child has just adopted a new pet to care for. Just like people, pets are unique and have different needs. These pets do not need food or water, but love to be read to everyday! In fact, cuddles and reading is what helps them to thrive! It is recommended that your child reads at home with their new pet at least 20 minutes per day. After reading, their new pet will also enjoy talking about what they've read. Encourage your child to retell the story, or ask questions to their pet about they have read together.



Happy Reading!
Mrs. Winter



reading goal setting

Name _____
Date _____

My Reading Goal

My Goal: _____

Plan to reach your goal: _____


Goal Check in _____
Have you met your goal? If yes, how? If not, what are your next steps? _____

My goal was met on: _____

My Reading Goal

My goal is to read _____
I plan to do it by _____

Name _____



CONGRATULATIONS!

This certifies that _____ has adopted _____

CONGRATULATIONS!

This certifies that _____ has adopted _____

_____ to love and read with daily!

Signed _____
Date _____

student bookmarks

reading response printables

Names _____


Have your pet help you to summarize the book you have read together.

summarize- To tell the main idea and details in your own words

LETTER TO MY READING BUDDY

Date: _____

Names _____

 Directions: After reading your book, draw or write your responses with your pet.

<p style="text-align: center;">Characters</p> <p>who was in the story</p>	<p style="text-align: center;">Setting</p> <p>where and when the story happened</p>
<div style="border: 1px solid black; border-radius: 50%; width: 150px; height: 150px; margin: 0 auto; position: relative;"> <div style="position: absolute; top: 0; left: 0; right: 0; height: 30px; background: white;"></div> <div style="position: absolute; top: 30px; left: 0; right: 0; height: 30px; background: white;"></div> <div style="position: absolute; top: 60px; left: 0; right: 0; height: 30px; background: white;"></div> <div style="position: absolute; top: 90px; left: 0; right: 0; height: 30px; background: white;"></div> </div>	
<p style="text-align: center;">Problem</p> <p>what went wrong</p>	<p style="text-align: center;">Solution</p> <p>the problem was fixed</p>

©Christina Winter - www.mrswinterclass.com 2020

[illegible]