

WRITING FOLDER

Resources



Beefing Up Your Writing

The meat, cheese and toppings are the **juicy details** of your story. These details should support your main idea and should be in a clear, logical order.

The bottom bun is the **conclusion** to your story. It holds all the details in the middle and helps the reader know the story is over.

The top bun introduces the **topic (main idea)** of your story.

Topic Sentence

Detail #1

Detail #2

Detail #3

Conclusion Sentence

Beef Up Your Writing!
Use the hamburger to organise your ideas before writing.

Name _____

Topic _____

1 _____

2 _____

3 _____

Conclusion _____

Good Writers...

I like to play.

- ☐ use **capital letters**
- ☐ use **punctuation marks** (. ? !)
- ☐ use **spacing and spelling?**
- ☐ reread your story

left 1 2 3 4 5 6 7 8 9 10 right
one two three four five six seven eight nine ten

red orange yellow green blue purple brown black white

Introduction Juicy Details Conclusion

Fall Words	Winter Words
September	December
October	January
November	February
school	Christmas
Halloween	Hanukkah
costume	celebrate
trick or treat	New Year's Day
Thanksgiving	Valentine's Day

Days of the Week	Summer Words	Spring Words
Sunday	June	March
Monday	July	April
Tuesday	August	May
Wednesday	Father's Day	St. Patrick's Day
Thursday	Vacation	Easter
Friday	graduation	egg hunt
Saturday	4th of July	Passover
	wedding	Mother's Day

Aa Bb Cc Dd Ee Ff Gg Hh Ii Jj Kk Ll Mm Nn Oo Pp Qq Rr Ss Tt Uu Vv Ww Xx Yy Zz

1-2-3-4-5-6-7-8-9-10-11-12-13-14-15-16-17-18-19-20

Alphabet Sound Chart

Aa	Bb	Cc	Dd
Ee	Ff	Gg	Hh
Ii	Jj	Kk	Ll
Mm	Nn	Oo	Pp
Qq	Rr	Ss	Tt
Uu	Vv	Ww	Xx
Yy	Zz		

Long Vowels

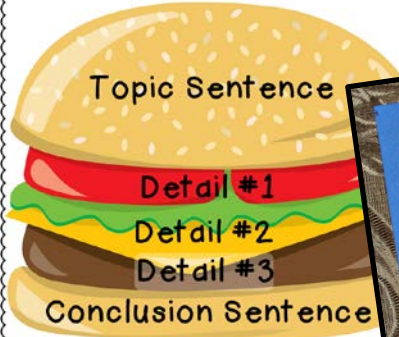
a _ay	e _ea	i _igh	o _ow	u _ew
a_e _al	e_e _y	i_e _y	o_e _oe	u_e _ue

Digraphs

ch	ph	sh	th	wh
----	----	----	----	----

Beefing Up Your Writing

When you write, think of a juicy cheeseburger.

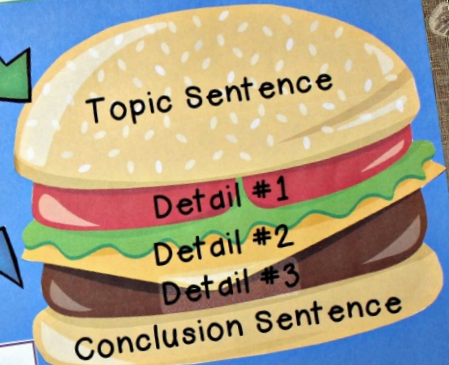


Beefing Up Your Writing

The meat, cheese and toppings are the **juicy details** of your story. These details should support your main idea and should be in a clear, logical order.

The bottom bun is the **conclusion** to your story. It holds all the details in the middle and helps the reader know the story is over.

The top bun introduces the **topic (main idea)** of your story.



Beefing Up Your Writing

The top bun introduces the **topic (main idea)** of your story.

The meat, cheese and toppings are the **juicy details** of your story. These details should support your main idea and should be in a clear, logical order.

The bottom bun is the **conclusion** to your story. It holds all the details in the middle and helps the reader know the story is over.



Beef Up Your Writing!
Use the hamburger to organize
your ideas before writing.

Name _____

Topic

1

2

3

Conclusion

Beef Up Your Writing!
Use the hamburger to organize
your ideas before writing.

Name _____

Topic

1

2

3

Conclusion



left 1 2 3 4 5 6 7 8 9 10 right
one two three four five six seven eight nine ten
red orange yellow green blue purple brown black white



Juicy
Details

Fall Words
September
October
November
school
Halloween
costume
trick or treat
Thanksgiving

Winter Words
December
January
February
Christmas
Hanukkah
celebrate
New Year's Day
Valentine's Day

Days of the Week

Sunday
Monday
Tuesday
Wednesday
Thursday
Friday
Saturday

Summer Words

June
July
August
Father's Day
Vacation
graduation
4th of July
wedding

Spring Words

March
April
May
St. Patrick's Day
Easter
egg hunt
Passover
Mother's Day

Aa Bb Cc Dd Ee Ff Gg Hh Ii Jj Kk Ll Mm
Nn Oo Pp Qq Rr Ss Tt Uu Vv Ww Xx Yy Zz
1 2 3 4 5 6 7 8 9 10 11 12 13 14 15 16 17 18 19 20

©Dynamilis Winter 2018

Sight Words

A a about after again all am an and any are around as ask at	B be been big blue but by	C called came can come could	D did do does don't down	E each every	F find first for four from	G get good green	H had has have her here him his how	I if in into it is its	J jump just	K know	L like little long look	M made make many may me more most my	N no not now	O of on one only or other out over	P people pretty put	R red ride right	S said see so some	Sh she	T than that the their them then there they this	U up use	V very	W was want way we went were will with would	Wh what when where which who why	Y yes you your
---	--	--	--	---------------------------	--	----------------------------------	--	---	--------------------------	------------------	--	---	------------------------------	---	-------------------------------------	----------------------------------	---------------------------------------	------------------	---	-----------------------	------------------	---	---	--------------------------------



made
make
many
may
me
more
most
my

S
said
see
so
some
Sh
she

V
very



©Dynamilis Winter 2018

Sound Chart			Cc	Dd
Ee	Ff	Gg	Hh	Ii
Jj	Kk	Ll	Mm	Nn
Oo	Pp	Qq	Rr	Ss
Tt	Uu	Vv	Ww	Xx
Yy	Zz	Long Vowels		

Digraphs

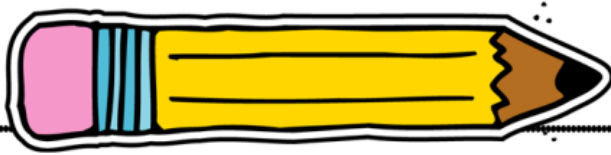
a _ay e _e _ai	e _ea e _e _y ee _ie	I _igh le _e _y ie _ie	o _ow o _e _oe oa _oa	u _ew u _e _ue ui _ui
ch	ph	sh	th	wh

Alphabet Sound Chart	Aa	Bb	Cc	Dd
Ee	Ff	Gg	Hh	Ii
Jj	Kk	Ll	Mm	Nn
Oo	Pp	Qq	Rr	Ss
Tt	Uu	Vv	Ww	Xx
Yy	Zz	Long Vowels		

Digraphs


a _ay e _e _ai	e _ea e _e _y ee _ie	I _igh le _e _y ie _ie	o _ow o _e _oe oa _oa	u _ew u _e _ue ui _ui
ch	ph	sh	th	wh





Good Writers...


I like to play.

- ☐ use capital letters
- ☐ use punctuation marks (. ? !)
- ☐ use spacing and spelling?
- ☐ reread your story 




Name _____

I like to play.

- Did you: ☐ use capital letters ☐ use punctuation marks (. ? !)
☐ use spacing and spelling? ☐ reread your story 

©Christina Witter 2015

I like to play.

- Did you: ☐ use capital letters ☐ use punctuation marks (. ? !)
☐ use spacing and spelling? ☐ reread your story 

©Christina Witter 2015



Perfect Printing

Aa Bb Cc Dd Ee
Ff Gg Hh Ii Jj Kk
Ll Mm Nn Oo Pp
Qq Rr Ss Tt Uu Vv
Ww Xx Yy Zz

Perfect Printing

Aa Bb Cc Dd Ee
Ff Gg Hh Ii Jj Kk
Ll Mm Nn Oo Pp
Qq Rr Ss Tt Uu Vv
Ww Xx Yy Zz

©Christina Winter 2015

Perfect Printing

Bb Cc Dd Ee Ff
Hh Ii Jj Kk Ll Mm
Oo Pp Qq Rr Ss Tt
Vv Ww Xx Yy Zz

Perfect Printing

Bb Cc Dd Ee Ff
Gg Hh Ii Jj Kk Ll Mm
Nn Oo Pp Qq Rr Ss Tt
Uu Vv Ww Xx Yy Zz

©Christina Winter 2015