



SPRING


Sequence Stories



First




Next



Then



Last



One spring day I looked out my window. First I saw the sun shining on the tree. Next I saw dark clouds over the tree. Then the clouds got darker and it started to rain. Last the rain stopped and I

I like to play:

Did you: ☒ use capital letters

☒ use spacing and spelling?

☒ use punctuation marks (.,?)

☒ reread your story

A Spring Day

First

Next

Then

Last or Finally

sky
sun
shine
storm
dark
clouds
rain
puddles
rainbow

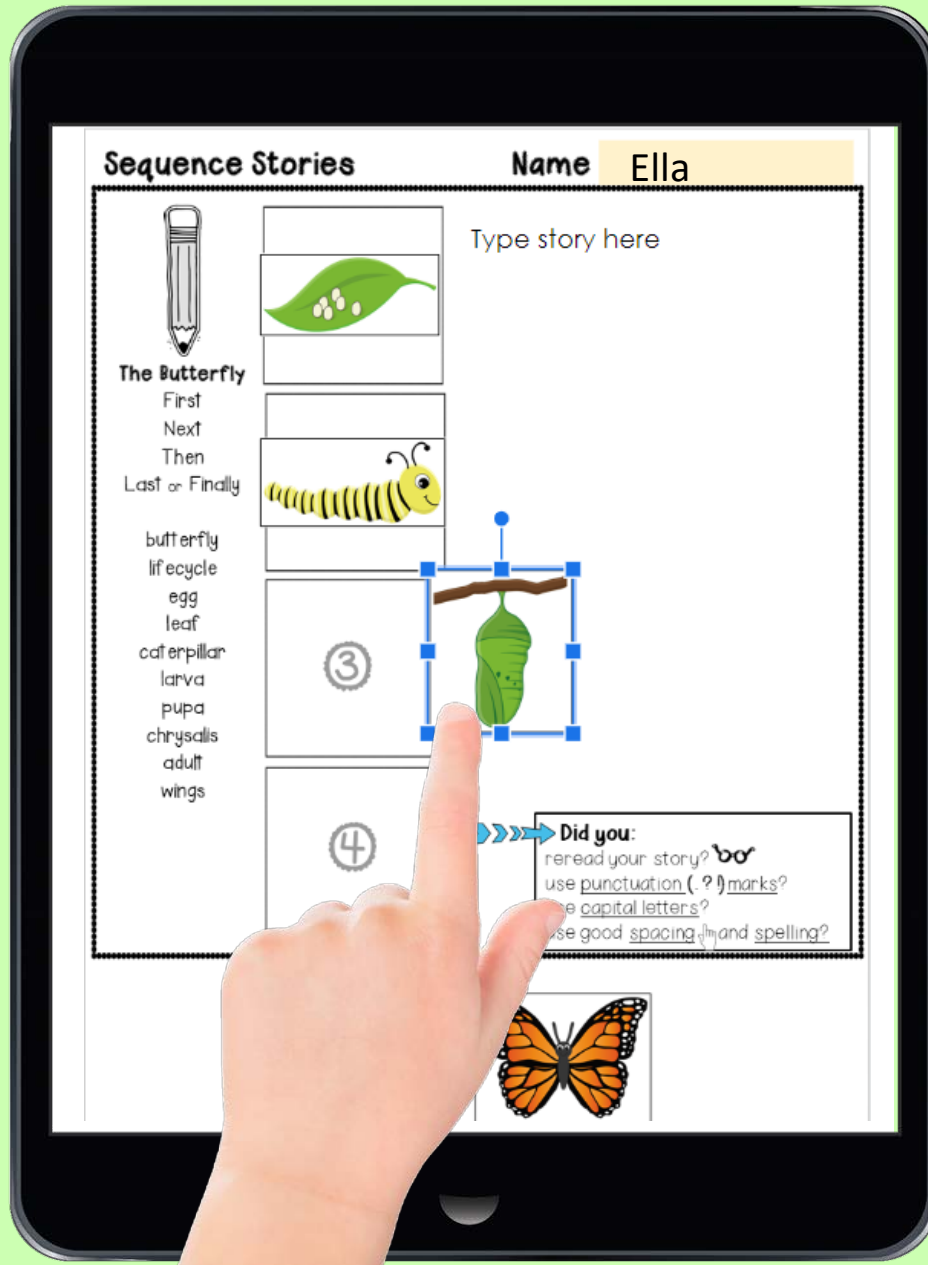
DIGITAL
and

PRINTABLE

© Created By: Christina Winter




DIGITAL or PRINTABLE




USE on
COMPUTERS
or
TABLETS
in
GOOGLE
SLIDES

WAYS TO USE PRINTABLES

First




Next



Then



Last



One spring day I looked out my window. First I saw the sun shining on the tree. Next I saw dark clouds over the tree. Then the clouds got darker and it started to rain. Last the rain stopped and I

I like to play:

Did you ☒ use capital letters

☒ use spacing and spelling?

☒ use punctuation marks (.,!)

☒ reread your story

A Spring Day
First
Next
Then
Last or Finally

sky
sun
shine
storm
dark
clouds
rain
puddles
rainbow

Order color picture cards and use word bank to write!

Cut, order black & white picture cards, paste and use word bank to write!

Sequence Stories

Name Ella



Baby Birds

First

Next

Then

Last or Finally

baby

birds

nest

eggs

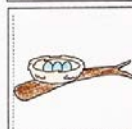
mother

build

tree

twig

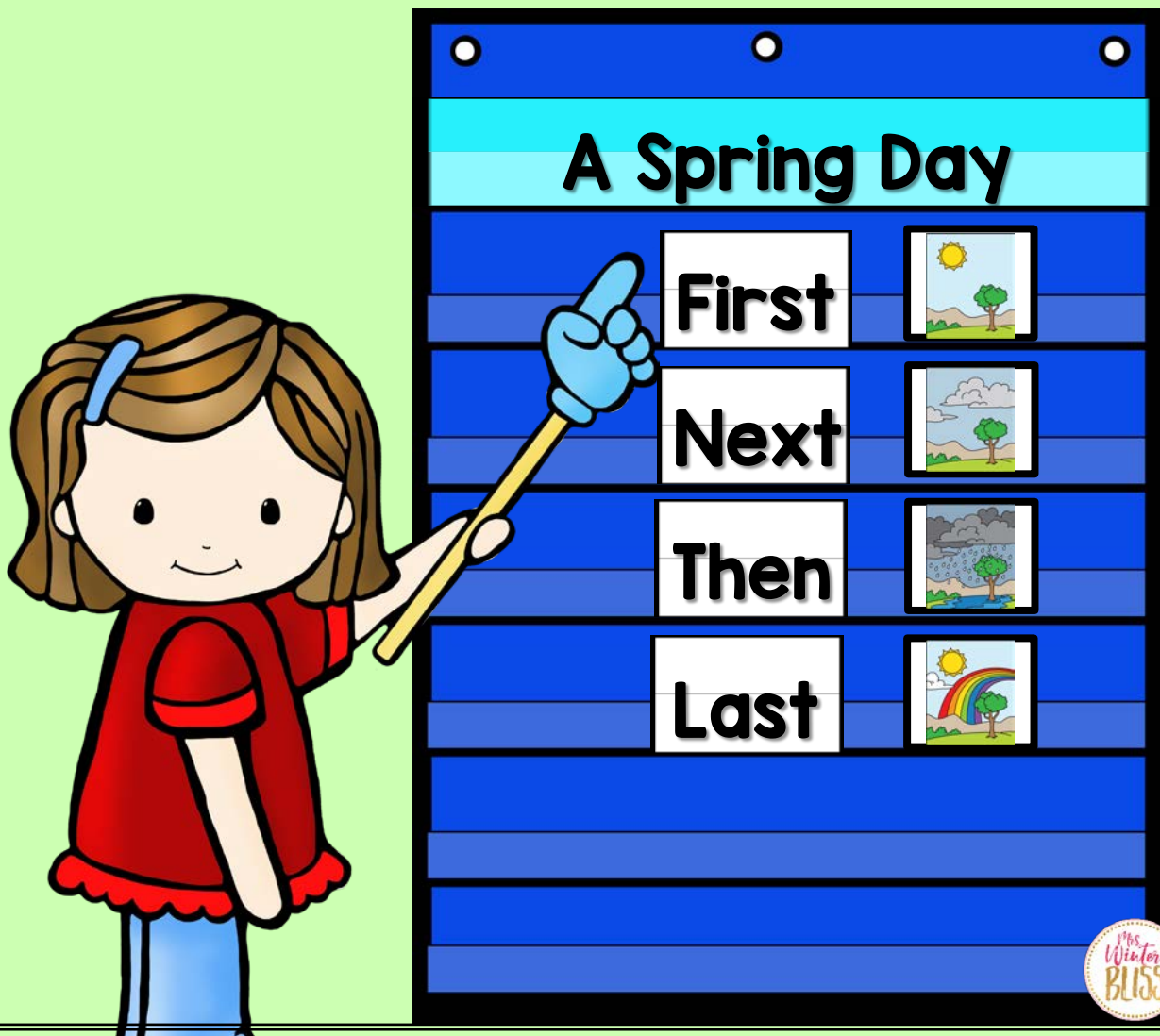
lay







Once there was a red bird who wanted babies. First she built a nest. Next she laid 3 blue eggs in the nest. Then mother bird sat for a long time on the eggs. Last





MORE WAYS TO USE





Students order pictures and practice
oral language skills by orally
telling the story







6 sets of color picture cards & story word banks to order & write!


	
	
<p>shine storm dark clouds rain puddles rainbow</p>	

	
	
<p>The Daisy First Next Then Last or Finally plant grow pot soil</p>	

	
	
<p>The Butterfly First Next Then Last or Finally butterfly life cycle egg leaf caterpillar larva pupa chrysalis adult wings</p>	

	
	
<p>The Kite First Next Then Last or Finally kite fly sky string tail tricks</p>	


	
	
<p>Next Then Last or Finally baby birds nest eggs mother build tree twig lay</p>	

	
	
<p>The Easter Bunny First Next Then Last or Finally Easter bunny egg decorate paint polka dots stripes hide deliver</p>	

6 sets of black & white prompts to cut, order, paste, and write!

NO PREP!
Story
Word Bank

Sequence Stories Name _____

 A Spring Day
First
Next
Then
Last or Finally


1

2


3

4

sky
sun
shine
storm
dark
clouds
rain
puddles
narrow



Sequence Stories Name _____

 The Baby
First
Next
Then
Last or Finally


1

2

3

4

body
limbs
nest
egg
mother
build
tree
twig
lay



Sequence Stories Name _____

 The Baby
First
Next
Then
Last or Finally

1

2


3

4

plant
grow
pot
soil
sprout
stem
leaves
flower
open



Sequence Stories Name _____

 The Butterfly
First
Next
Then
Last or Finally


1

2

3

4

butterfly
ifcgcde
egg
leaf
caterpillar
larva
pupa
chrysalis
adult
wings



Sequence Stories Name _____

 The Butterfly
First
Next
Then
Last or Finally

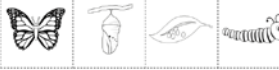
1

2


3

4

butterfly
ifcgcde
egg
leaf
caterpillar
larva
pupa
chrysalis
adult
wings



Sequence Stories Name _____

 The Easter Bunny
First
Next
Then
Last or Finally


1

2

3

4

Easter
bunny
egg
decorate
paint
polka dots
stripes
hide
deliver



Writing Support Tools



Good Writers...

- ☐ use capital letters
- ☐ use punctuation marks (. ? !)
- ☐ use spacing and spelling
- ☐ reread their story

I like to play.



Good Writers...

- ☐ use capital letters
- ☐ use punctuation marks (. ? !)
- ☐ use spacing and spelling
- ☐ reread their story

I like to play.



Good Writers...

- ☐ use capital letters
- ☐ use punctuation marks (. ? !)
- ☐ use spacing and spelling
- ☐ reread their story

I like to play.



Good Writers...

- ☐ use capital letters
- ☐ use punctuation marks (. ? !)
- ☐ use spacing and spelling
- ☐ reread their story

I like to play.



Good Writers...

I like to play.

- ☐ use capital letters
- ☐ use punctuation marks (. ? !)
- ☐ use spacing and spelling
- ☐ reread their story

©Christina Winter 2016

Sight Words

A a about after again all am an and any are around as ask at	D did do does don't down	I I if in into it is its	N no not now	T take time to too two	W was want way we went were will with would
E each every	F find first for four from	J jump just	O of on one only or other out over	Th than that the their them then there these they this	Wh what when where which who why
B be been big blue but by	G get good green	L like little long look	P people pretty put	U up use	Y yes you your
C called came can come could	H had has have her here him his how	M made make many may me more most my	R red ride right	V very	
		S said see so some	Sh she		

©Christina Winter



I like to play.

- Did you: ☐ use capital letters ☐ use punctuation marks (. ? !)
- ☐ use spacing and spelling? ☐ reread your story

©Christina Winter 2016