

BUILD IT, READ IT, WRITE IT


differentiated SENTENCES



SPRING
edition

Name Ella

Build it, Read it, Write it!



1. Dan is holding the string
and ready to fly his kite.



2. Mark jumped in the
puddle and got soaking wet!



3. Kim and Kathleen are
standing under their umbrella.



I checked my writing for:

- capital letters → The
- punctuation marks → (. ! ?)
- good spelling c-a-t
- good spacing The

I practiced my fluency by:

- reading to myself 
- reading to my friend Grace 

 Kim

 and

 Kathleen

 are

 standing

 under

 their

 umbrella.

© Created By: Christina Winter





There are 2 levels of sentences to promote independent success!



Spring Build it, Read it, Write It Sentences



image	page	sentences	image	page	sentences
	6	The Easter bunny has lots of eggs. The Easter bunny is about to hide the eggs for us.		9	The leprechaun has lots of gold. The leprechaun is tossing the gold out of the pot.



Spring Build it, Read it, Write It Sentences




















image	page	sentences	image	page	sentences
	1	Dan is going to fly a kite. Dan is holding the string and ready to fly his kite.		3	The girl sees a butterfly. The girl is watching a butterfly while holding flowers.
	1	I like to jump in the puddle. Mark jumped in the puddle and got soaking wet!		4	How did Jon get that frog? Where did Jon find that little stuffed frog?
	1	We have a big umbrella. Kim and Kathleen are standing under their umbrella.		4	The boy is going on a bike ride. Mike pedals his bike to make it move faster.
	2	Do you see the frog? Do you know when that frog hopped on the lily pad?		4	Jill has a pot of flowers. Jill grew a beautiful bunch of pink flowers!
	2	A butterfly is going to the flower. A polka dotted butterfly flew to a pretty flower.		5	A duck swims in the pond. A duck is swimming in the pond searching for food.
	2	The plant is growing. A sunflower seed is beginning to grow into a plant!		5	Three birds are in the nest. There are three baby birds in the nest chirping loudly.
	3	Dot likes to swing. Dot likes the new swing her dad built for her.		5	A butterfly lays eggs on a leaf! A Monarch butterfly laid six tiny eggs on a leaf!
	3	Sam plays with his boat. Sam enjoys playing with his boat in the deep puddle.		6	A chick has an Easter egg. A chick is holding a giant polka dotted Easter egg.

to you?

ain coming

n birdhouse.


Winter's Bliss 2018

There are 2 levels of the word cards to promote success!

Name _____

①

Build it, Read it, Write it!



1.

Emergent Sentences

Dan

is

going

to

fly

a

kite.

Dan

is

holding

the

string

and

ready

to

fly

his

kite.

There are 2 sets of the word cards to promote success while your students are engaged in this activity INDEPENDENTLY!

Emergent Sentences

Readers at this stage have begun to learn sound/symbol relationships--starting with consonants and short vowels--and are able to read CVC (consonant-vowel-consonant) words, as well as a number of high-frequency words. Students would benefit from the Emergent Sentences:

- illustrations provide strong support while reading text
- limited text in a sentence
- contains familiar objects (e.g. dog, letters of the alphabet) and experiences (e.g. going to school)
- contains and repeats high frequency words

Early Fluent Sentences

Readers at this stage have developed an understanding of the alphabet, phonological awareness, and early phonics. They have command of a significant number of high-frequency words. Students would benefit from the Early Fluent Sentences:


- less dependent on illustrations to support reader
- more complex sentence structure
- possess a richer vocabulary
- more complex high frequency words

Early Fluent Sentences

Name _____

Build it, Read it, Write it!


①



1. _____



2. _____



3. _____



©Christina Winter Mrs. Winter's Bliss 2018



I checked my writing for:

- capital letters → **I**he
- punctuation marks → (.!?)
- good spelling **c-a-t**
- good spacing **The cat**

I practiced my fluency by:

- reading to myself 
- reading to my friend 

Build it, Read it, Write it!

①



1. _____



2. _____



3. _____

©Christina Winter Mrs. Winter's Bliss 2018



I checked my writing for:

- capital letters → **I**he
- punctuation marks → (.!?)
- good spelling **c-a-t**
- good spacing **The cat**

2 versions of each recording sheet with student checklist for accuracy & fluency practice