

Junie B. Jones Is a Beauty Shop Guy

Critical Thinking
Reading
Comprehension
Questions

Common
Core
Aligned!



Dear Colleagues,
I created and use this packet of reading response comprehension questions to use with my "independent" readers who are ready to dig deeper into what they are reading. Junie B. Jones Is a Beauty Shop Guy is a 2.8 reading level.

When I meet with my small group I have them bring their book and reading response sheet from the previous chapter they completed independently. First, they each share their ideas and comment or question other student's responses and discuss the main events of what they read. Next, we preview vocabulary words in context to clarify meaning before they read independently. Last, each child reads the chapter and completes responses independently before our group meets again. My students have greatly enjoyed the independence, have continued or ignited their love of reading, have become much deeper critical thinkers and can better communicate their thinking with other students.

Thank you for
your purchase!

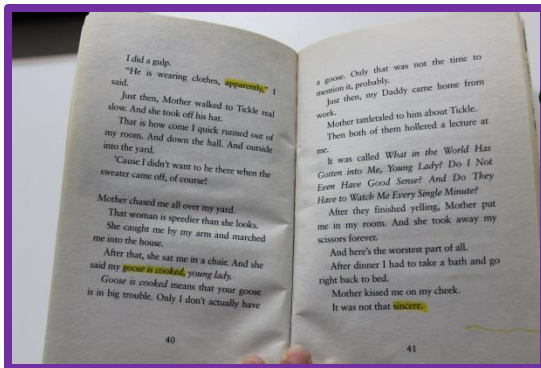
I hope you will visit my store again soon to leave feedback and find other engaging, effective learning activities!

www.teacherspayteachers.com/Store/Christina-Winter

Just a reminder, this product is for use in one classroom. You may purchase additional licenses at a reduced cost for your colleagues under your purchases at TpT. If you have any questions, please email me at

mrs_winter@hotmail.com

Graphics and fonts
copyright Dianne J Hook,
commercial license
#0513185205



I highlight the vocabulary words in the books so students can easily find them while we preview AND so students recall while reading this is a word we discussed.

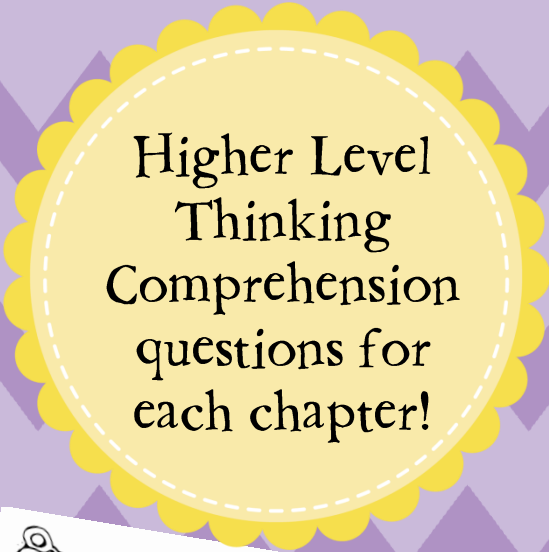
Common Core ELA Anchor Standards

[CCSS ELA-Literacy.CCRA.R.1](#) Read closely to determine what the text says explicitly and to make logical inferences from it; cite specific textual evidence when writing or speaking to support conclusions drawn from the text.

[CCSS ELA-Literacy.CCRA.R.2](#) Determine central ideas or themes of a text and analyze their development; summarize the key supporting details and ideas.

[CCSS ELA-Literacy.CCRA.R.3](#) Analyze how and why individuals, events, or ideas develop and interact over the course of a text.

[CCSS ELA-Literacy.CCRA.SL.1](#) Prepare for and participate effectively in a range of conversations and collaborations with diverse partners, building on others' ideas and expressing their own clearly and persuasively.



Higher Level Thinking Comprehension questions for each chapter!



JBJ Is a Beauty Shop Guy Chapter 1

Name _____

Vocabulary words
zoomed p.1
accidentally p.6
clunking p.7

Please answer in complete sentences.

1. What did JBJ rename herself? Who or what did she name herself after?

2. Have you ever wanted to change your name? If you did change your name, what would you call yourself and who or what would you be named after?

© Christina Winter 2014



JBJ Is a Beauty Shop Guy Chapter 7

Name _____

Vocabulary words
tamer p.43
frustration p.45
sprigs p.46

Please answer in complete sentences.

1. Why did the author name this chapter "The Terriblest Trouble"? Explain why this is a good name for the chapter.

2. Have you ever done anything like JBJ to get into the "terriblest trouble"? Explain what happened and how you felt afterward.

© Christina Winter 2014



JBJ Is a Beauty Shop Guy Chapter 2

Name _____

Vocabulary words
recognize p.9
recommended p.9
career p.10
contagious p.11
appliance p.15

Please answer in complete sentences.

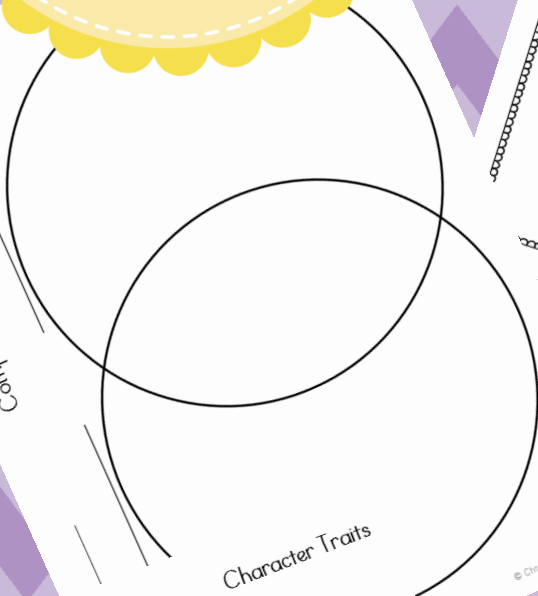
1. Did Maxine like JBJ? What did Maxine do or say to make you think she did or didn't like JBJ?

2. Tell about a time when you wanted to help an adult with their job. Who did you help? What duties did you do? Did they like it when you helped them?

© Christina Winter 2014

4 Graphic Organizers for Character Traits Study

Compare and Contrast Characters



Name _____

Pick 4 characters from the book then write or draw details (label the traits in drawings)

Character Traits

Character: _____	Character: _____
Character: _____	Character: _____

Name _____

What is the character like on the inside? Prove you thinking by explaining how they feel, act, or things they say.

Character Traits

Name of the character _____

The character is... _____

A rectangular box with wavy, scalloped edges, intended for drawing or writing a description of the character.

How I know: _____

© Christina W

Name _____

Draw a detailed picture and describe the character below.

Trait	Trait
Name of the character: _____	
Trait	Trait

The character is... _____

A rectangular box with wavy, scalloped edges, intended for drawing or writing a description of the character.

How I know: _____

© Christina Winters 2014

© Christina Winters 2014