

# FARM ANIMALS

## Mother and Baby FLAP BOOK and much more

### Chickens



Mother



Baby

A female chicken is a hen. It is a large bird with a red comb on its head and a wattle on its chin. It has feathers. Most live on farms and eat grain. A mother hen lays an egg in a nest. She sits on the egg then a chick



### Cattle



Mother



Baby



Created By:  
Christina Winter



## Included in this resource:

Suggested unit planning

Teacher Resource list with online links

Farm Mother and Baby flip book pages-7 topics  
(2 versions to differentiate)

Flip book includes: cover, introduction, table of contents (3 versions to best suit your class) full lined sheet to copy on the back of each topic page, 7 topic pages (cattle, pigs, horses, ducks, chickens, sheep, goats) and a closing page

Photo directions sample of flip page

Mother Baby Photograph fact slides (to print or project)

Farm animal diagram student mini book

Farm animal mother- baby pocket chart sorting cards

Student mother-baby sorting printable

Family Homework project (editable)

Venn diagram

If I Lived on a Farm printable



# Hello Friends!

Children love learning about farm animals! I love that this science unit easily integrates with our ELA "ALL ABOUT" (informative) writing unit in an engaging way. Students will learn through books, websites, or videos about a topic a day and write a clear informative piece to teach others about the topic.

By the end of the unit, students will understand that...

They know a lot about differing topics and can write to teach others.

They can gather data from various sources like books, websites, videos, and other media sources. They use this knowledge to help them tell more about a topic.

They should use conventions to write in complete sentences; use strategies to spell tricky words with close approximation; and use commas to list information about a topic.

They should organize their writing like published "All Abouts".

Their "All Abouts" will include an introduction, chapters, and a closing. Each chapter will include a heading.

They can write focused information pertaining to each heading. Students include vocabulary specific to the topic they are writing about.

They should edit their work to be sure their writing is clear.

My students are so engaged while they work hard to complete their "chapter book." Upon completion, they beam with pride!

I truly hope your students enjoy it too! Christina



# Daily Unit Planning Guide and Online Resources

## Unit Planning Ideas continued...

**Day 5-11**  
(if all topics  
are desired)  
\*\*\*Send  
Family  
Homework  
letter with  
due date\*\*

Repeat the teaching, discussion process from day 2 for each topic per day. **I do not do all 8 topics.** I usually choose about 5 to complete the book. (that is why I included so many versions of the Table of Contents) You will need to decide if your students are ready to write their informative piece on their own or they need more modeled writing.

When all

Write an introduction page for the book. This page " (want them to read more the main idea of the entire pages in order to prepare to edit


conventions. Students should a partner or self to edit any use a black marker to make a words for the page bold. bels to their pictures.

ents can use headings on ble of contents page. ple into a book.

## Unit Planning Ideas

**Day 1** Introduce "All About" books. (a nonfiction book about one topic written to teach others about the topic). Show examples you have gathered. Create an anchor chart with Components of an "All About" Book:

- Title which includes the topic of the book.
- Pictures that teach
- Table of Contents
- Introduction
- Headings
- Bold Words
- Specific Vocabulary
- Closing
- Diagrams
- Parts of Page



**Day 2** Introduce the unit, teach vocabulary: **female, mother, change**(review) **"All About" books.** Show Sort Mother cards as a class, students complete mother baby sort sheet independently.

**Day 3** Review vocabulary words. Pick a topic page. Teach for mother and baby animal through books, websites, or v. Even when my class is very high achieving, I explicitly how to complete the 1<sup>st</sup> page. Write facts about 1 mother/baby animal. You can have them write details write details comparing the mother and baby. I modeled to color the graphics & background, cut, fold and paste page.

**Day 4** Review what you learned yesterday and teacher modeled. Students write their own informative piece. (save to book)

## Helpful Teaching Resources


Resource	Link	Description
YouTube Video Link	<a href="#">Farm Animals Moms and Babies</a>	YouTube video naming farm animal mother and babies-Great for introduction to animal names
YouTube Video Links	<a href="#">Farm Animal Sounds for Children - Learning the Sounds of Animals on the Farm</a>	Farm animal sounds
	<a href="#">More Cows for Kids: A Cow Video for Children who like Cattle</a>	Cows
	<a href="#">Piglets Playing and Mini Pigs Feeding</a>	Pigs
	<a href="#">Horses for Kids - Horse Videos for Children</a>	Horses
	<a href="#">Cute Ducklings Video - Cute Ducks for Kids</a>	Ducks
	<a href="#">Chicken Videos for Children - I love chickens! Farm Animals for Kids</a>	Chickens
	<a href="#">Sheep Baaing On the Farm - Farm Animals for Kids</a>	Sheep
	<a href="#">Goats Playing and Climbing Video for Kids with Cute Baby Goats</a>	Goats
Big Universe Online Books (subscription)	<a href="#">Big Universe</a>	There are so many non fiction books on each animal. The books range from very emergent reading to fluent reading levels. Easy to find each animal with the search bar.
Pebble Go (subscription)	<a href="#">Farm Animals Tab</a>	Topics include: chickens, cows, donkeys, geese, goats, horses, pigs, sheep
Discovery Education (subscription)	<a href="#">Animal Discovery Fun for Kids: Farm Animals</a>	Investigates the habitats and behaviors of cows, chickens, sheep, and cattle and considers how these animals play an integral role on the modern farm



# 2 versions


## Easy to Differentiate!

Pigs



Baby

Pigs



Baby

A mother pig is called  
a \_\_\_\_\_. A baby pig  
is called a \_\_\_\_\_.


Pigs



# ALL ABOUT FARM ANIMALS


## Flap Book

Cut Fold



Paste Flap


Write & Color





# Mother Baby

## Photograph Fact Slides



**This is a nanny.**

A female goat is called a nanny or a doe. They weigh between 20 and 250 pounds. Nanny goats produce milk for farms or graze on grass.



**This is a piglet.**

A sow gives birth to a litter of piglets. There might be 10 or more.



**This is a mare.**

A female horse is called a mare. There are many breeds of horses and they can weigh more than 1,000 pounds.

A ewe. and long curly hair to by on graze on



**This is a foal.**



**This is a lamb.**



**This is a sow.**



**This is a duckling.**

Foal. The spring. A horse about 3 months old. Nanny goat. produce milk for farms or graze on grass.



**This is a duck.**

When babies are less than a year old, they are called piglets. Pigs are found on farms and graze on grass.



ow. Pigs legs, are Pigs find Pigs can find 700 to

A mother duck lays a clutch of eggs between 6 and 12. Ducks are born with webbed feet and can swim.



**This is a hen.**

A female chicken is called a hen. It is a large bird with a red comb on its head and a wattle on its chin. They weigh up to 18 pounds. Chickens have white, red, brown, or black feathers. Most chickens live on farms around the world. Farmers usually feed chickens grain and water. They peck at food with their sharp beaks.

They have webbed feet and can swim. They are born with webbed feet and can swim.




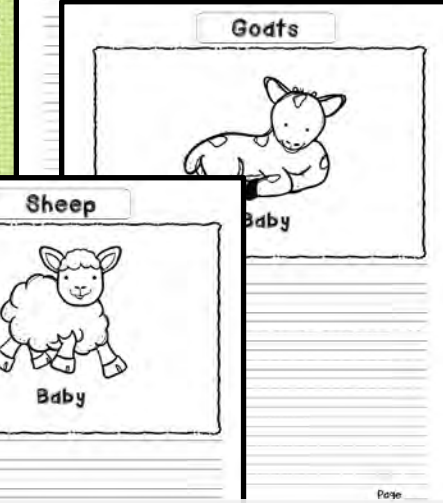







**This is a chick.**

A hen lays an egg in a nest. She sits on her egg for 21 days until it hatches. When chicks are born they have fluffy feathers called down. It can walk and run a few hours after it hatches. The baby chick eats grain and may dig up bugs in the dirt to eat. It will be an adult in about 3 months. Chickens live up to 12 years.

en try to find food.



# All About Book Pages











Showing Baby  
Flap shows Mother









# Pocket Chart Sorting and Student Printable

<b>Mother</b>
<b>Baby</b>

 nanny	 kid
 duck	 duckling

 ewe	 lamb
	

 calf	 cow
 piglet	 sow


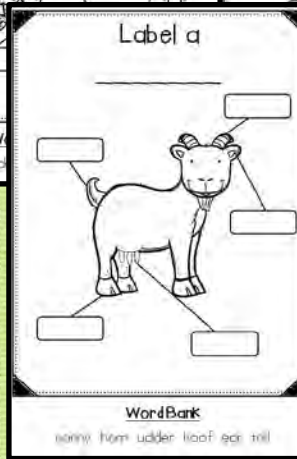



 hen	 chick
--	--

<b>All About Book</b> a nonfiction book about one topic written to teach others about the topic
<b>female</b> being of the sex that can have babies or produce eggs
<b>mother</b> female parent
<b>baby</b> very young offspring
<b>change</b> make or become different

Mother or Baby? Name _____	
Cut, sort, and paste the pictures into the correct column below.	
Mother	Baby
 hen	 foal
 chick	 calf
 kid	 ewe
 mare	 lamb
 duck	 piglet
 cow	 sow
 nanny	 foal



# Extra Printables!



**If I Lived on a Farm**



\_\_\_\_\_

\_\_\_\_\_

\_\_\_\_\_

\_\_\_\_\_

\_\_\_\_\_

\_\_\_\_\_

\_\_\_\_\_

\_\_\_\_\_

\_\_\_\_\_

\_\_\_\_\_

\_\_\_\_\_



Compare and Contrast

\_\_\_\_\_

\_\_\_\_\_

\_\_\_\_\_

\_\_\_\_\_

\_\_\_\_\_

\_\_\_\_\_

\_\_\_\_\_

\_\_\_\_\_

\_\_\_\_\_

\_\_\_\_\_

**Family Farm Animal Project**


Dear Families,

We are studying farm animals at school. Please help your child choose and create a farm animal as a family **Fun** project and return it no later than \_\_\_\_\_.

All animals will be displayed on our bulletin board. Your child should be ready to share with his/her classmates the steps of how they created their animal.

The animal can be composed in anyway you would like. Be creative with anything you have around the house: empty food containers, paper plates, paper rolls, seeds, fabric, paint, feathers, crayons, cotton balls, buttons, noodles, cereal, etc.

I hope your family will have fun working together on this project.



## EDITABLE Family Homework Project