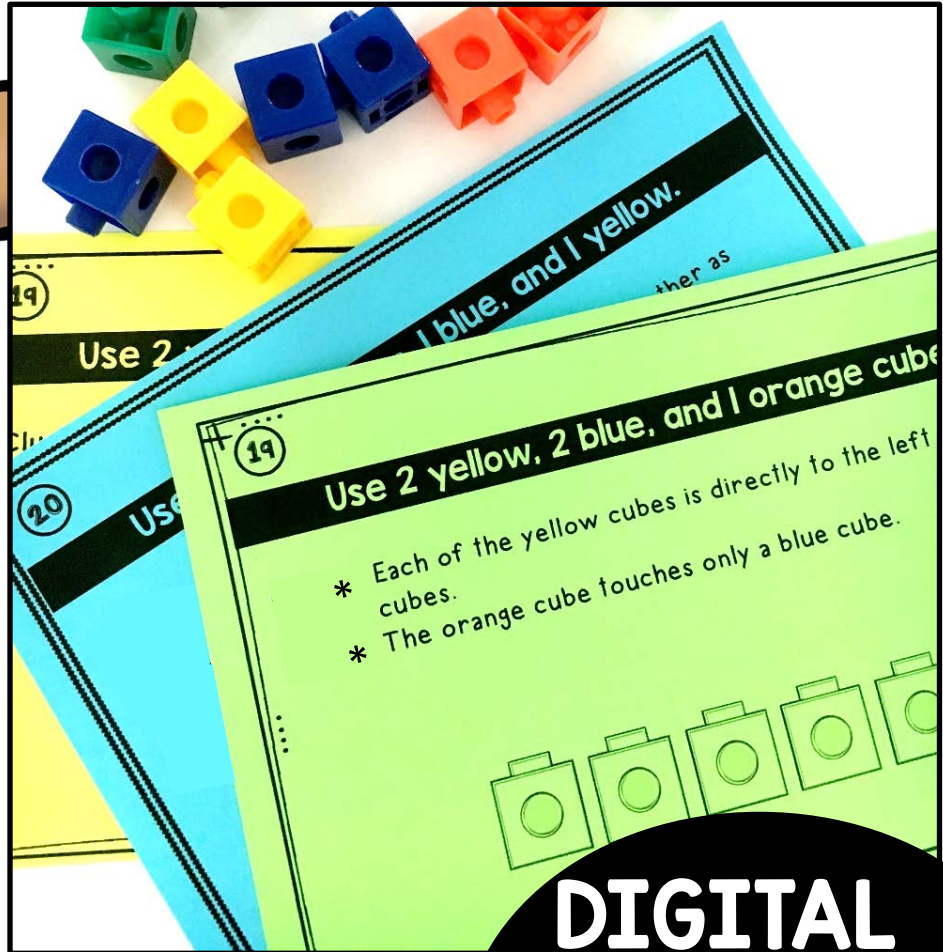


# Cognition CUBES

~ set 2 ~

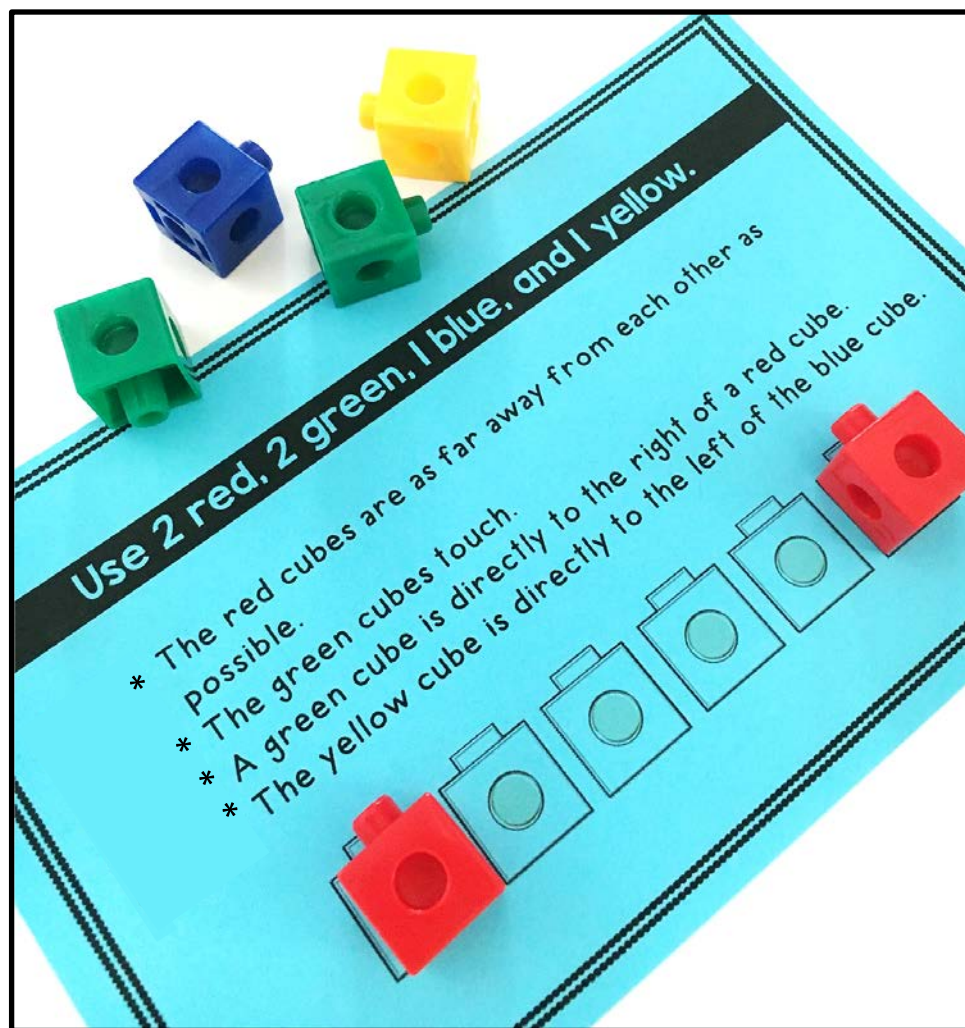


**DIGITAL**  
and  
**PRINTABLE**

© Created by: Christina Winter



# Thank you for your Interest!



This set of interactive logic puzzles will have kids **begging for more!** These brain teasers are an engaging math center to help your **1<sup>st</sup> and 2<sup>nd</sup>** grade students learn to persevere through challenging tasks.

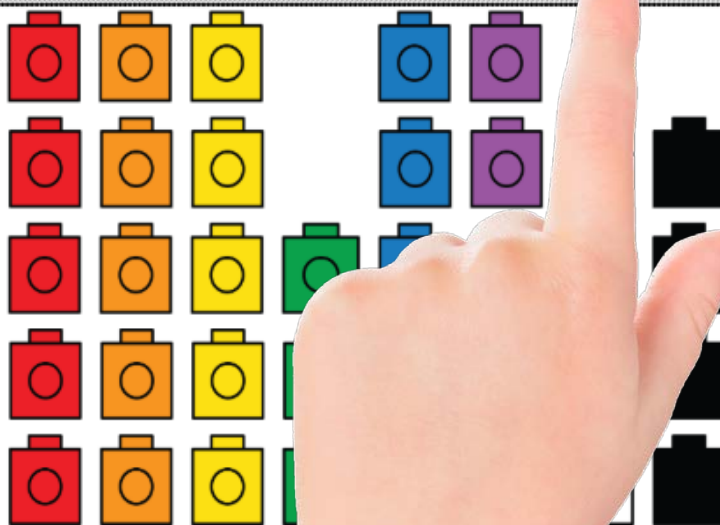
# DIGITAL or PRINTABLE



set 2  
2

Use 2 green, 1 black, and 1 white cube.

- \* Both ends are different colors.
- \* The green cubes touch each other.
- \* The cube on the right end is black.
- \* The white cube is to the left of a green cube.



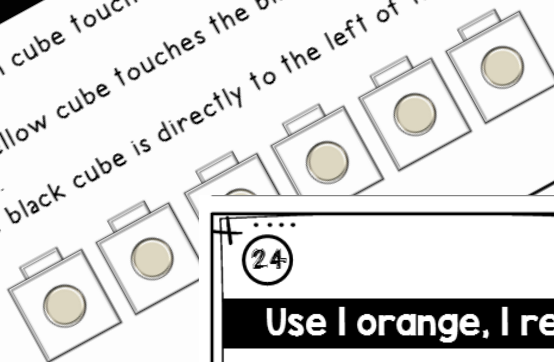
USE on  
iPAD  
or  
DESKTOP  
in  
GOOGLE  
SLIDES

# 28 Engaging Logic Puzzles

26

Use 1 purple, 1 black, 1 yellow, and 1 white cube.

- \* The green cube touches the blue cube.
- \* The yellow cube touches the black cube and the white cube.
- \* The black cube is directly to the left of the purple cube.



© Christina Wirtz, 2016

24

Use 1 orange, 1 red, 1 purple, and 1 green cube.

- \* The green cube and the purple cube do not touch.
- \* The orange cube is directly to the left of the green cube.
- \* The red cube is directly to the right of the purple cube.

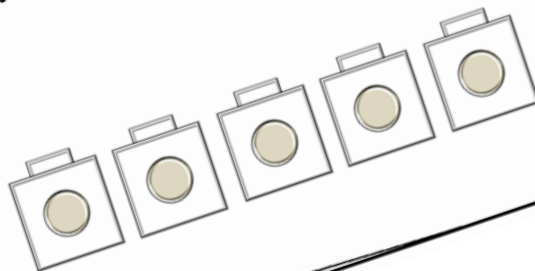


© Christina Wirtz, 2016

27

Use 2 orange cubes, 2 purple cubes, and 1 black cube.


- \* Both purple cubes touch the black cube.
- \* The orange cubes do not touch.



© Christina Wirtz, 2016



# Perseverance Anchor Chart



Cognition Cube <b>Answer Key</b>			
R=Red O=Orange Y=Yellow G=Green		B=Blue P=Purple W=White X=Black	
1	XOP	15	BXGGB
2	BWP	16	WWOR
3	OROR	17	PGPWGW
4	YOOY	18	YRPY
5	WGGW	19	YBYBX
6	WBOW	20	PGGPW
7	YPPG	21	YXWPY

_____'s Cognition Cube Answers			
R=Red O=Orange Y=Yellow G=Green		B=Blue P=Purple W=White X=Black	
1		15	
2		16	
3		17	
4		18	
5		19	
6		20	
7		21	
8		22	
9		23	
10		24	
11		25	
12		26	
13		27	
14		28	

Student Recording  
Sheet and  
Answer Key